

COME TO THE SOURCE

GP-33C


*Fully Automatic (No Operator Needed)
Strapping Machine*

POLYCHEM[®]
CORPORATION



The GP-33C fully-automatic (no operator needed) strapping machine was designed and developed for most in-line industrial production applications, including graphic arts, cut-size paper, packaged foods and carton closure. The GP-33C offers the highest quality, reliability, simplicity and safety.


The Best Choice...The Only Choice




COME TO THE SOURCE

GP-33C Fully Automatic (No Operator Needed) Strapping Machine

- 33 Strap per minute seal head, up to 28 per minute throughput
- Outside reel, self threading with waist-high loading point
- Centralized, reversible controls for easy operation from either side of machine
- V-guided, no tracking, dual infeed and exit conveyor belts
- Programmable controlled with input/output diagnostics
- Low package detection automatically switches tension to low setting to prevent curling or damage
- Solid state switches and photocells for reliability
- Standard single, double or no strap operation
- Electric, no adjust reel brake
- Loop ejector to eject accidentally actuated straps
- Machine is completely safety interlocked
- Seven digit, non-reset maintenance counter
- Simple seal head requires minimal adjustment
- Height adjustable, non-marking locking casters
- Retry feature to reduce short feed stoppages
- Strap feed complete light
- Long life heater blade with smoke exhaust system



Optional Soft Press Assembly



Simple, Waist-high Automatic Loading



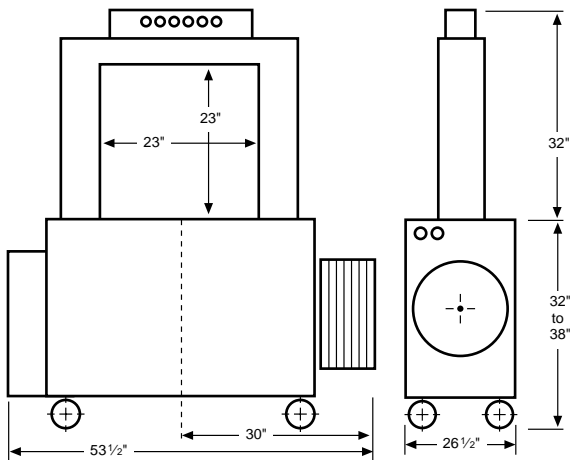
Centralized Reversible Controls

SPECIFICATIONS

Model: GP-33C
Production Rate: Up to 33 packages per minute, 22 per minute double parallel
Arch Opening: 23" x 23", 23" x 20" with press and backstop
Strap Sizes: 5mm, 6mm, 7mm, 9mm, 12mm on 8"x8" or 9"x8" core size
Controls: Centralized, reversible, easy to understand
Voltage: 220/440 three phase, 60 Hz, 15 amp
Air Requirements: 10 SCFM at 90 PSI (with options)
Conveyor Speed: 100 FPM infeed, 130 FPM exit
Tension: Fully adjustable range, with automatic low package sensor
Strap Feed: Automatic strap load at waist-high level
Conveyor Height: 34" - 38"
Weight: 1,000 lbs.
Height: 65" - 71"
Width: 53 1/2"
Depth: 26 1/2"

Modular Options:

- Soft Press Assembly
- Hard Press Assembly
- Backstop Assembly
- Package Conditioning or Guides
- Touch Screen Diagnostics
- Quick Change Reel
- Illuminated Warning System



6277 HEISLEY ROAD
 MENTOR, OHIO 44060
 (440) 357-1500
 FAX (440) 352-9553
 1-800-548-9557

WEST COAST DISTRIBUTION CENTER
 12332 BELL RANCH DRIVE
 SANTA FE SPRINGS, CA 90670
 (562) 903-4576
 FAX (562) 903-4579
 1-800-899-0822